

- 1
- 2
- 3
- 4
- 5
- 6
- 7
- 8
- 9
- 10
- 11
- 12
- 13
- 14
- 15
- 16
- 17
- 18
- 19

VERSIONS

- Type **L**: left indexing cam
- Type **R**: right indexing cam

IDENTIFICATION NO. CHAMFERED PIN (L/R)

- **1**: chamfer, top
- **2**: chamfer, bottom
- **3**: chamfer, right
- **4**: chamfer, left

IDENTIFICATION NO. CATCH

- **1**: without catch
- **2**: with catch

GUIDE / CATCH

- Steel precision casting
- Zinc plated, blue passivated **ZB**
- Zinc plated and powder coated
- Black, RAL 9005, textured finish **SW**
- Stainless steel precision casting AISI CF-8 **NI**

LEVER

- Steel precision casting
- Zinc plated, blue passivated
- Stainless steel precision casting AISI CF-8

PLUNGER

- Steel, case-hardened
- Zinc plated, blue passivated
- Stainless steel AISI 431, hardened

SPRING

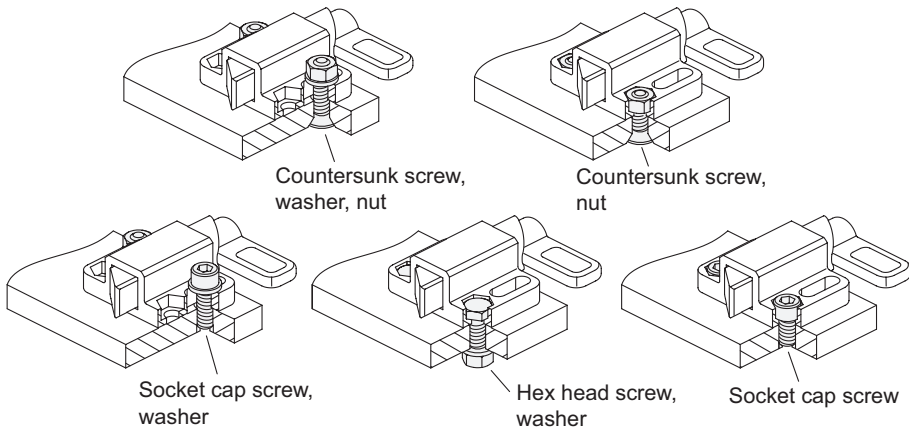
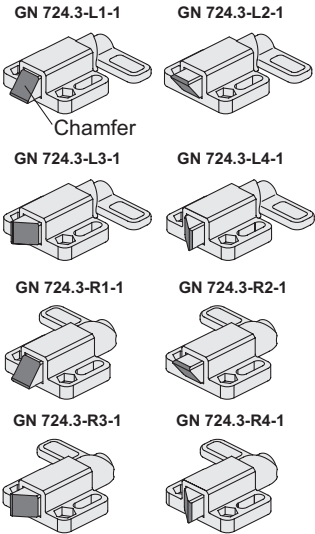
AISI 316Ti stainless Steel

FEATURES AND APPLICATIONS

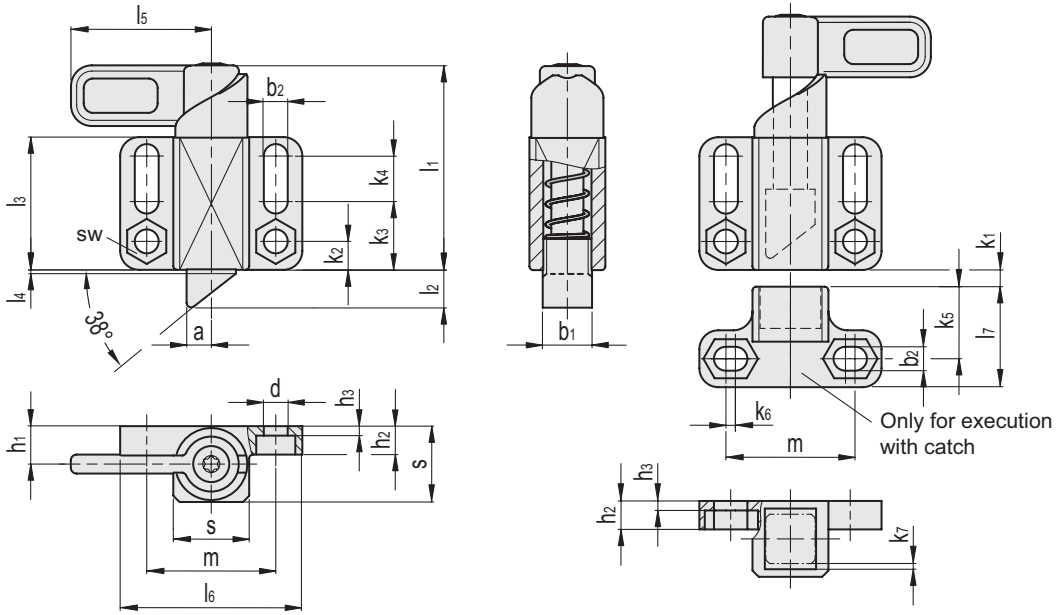
Spring latches GN 724.3 have a plunger pin with square cross-section, a latching surface on one side and a chamfer on the other. When moving in the direction of the chamfered pin, the plunger pin passes over grooves and edges, as the chamfered pin moves the plunger pin into the guide. The plunger pin automatically latches into place when moved toward the latching surface. The latching can be released by pulling the latch arm.

The notch at the upper end of the curve causes the latch to be held in place if the plunger pin needs to be kept temporarily from protruding. The dimensional tolerances between the pin and the guide have been chosen to ensure functional reliability even in roughly dimensioned applications or in the event of soiling. The latching mechanism is pre-lubricated and can be re-lubricated if necessary.

For fastening, slotted or hex mounting holes allow the use of socket cap screws ISO 4762 and hex head screws or nuts according to DIN 931 or DIN 934.



- 1
- 2
- 3
- 4
- 5
- 6
- 7
- 8
- 9
- 10
- 11
- 12
- 13
- 14
- 15
- 16
- 17
- 18
- 19



INOX STAINLESS STEEL

GN 724.3-NI-R3-1

Code	Description	d+0.2	a	b1	b2 +0.3	h1	h2	h3	k2	k3	k4	l1	l2	l3	l4	l5	l6	s	sw	m	Spring preload [N]	Spring max load [N]	Δ
GN.78637	GN 724.3-13-20-R3-NI-1	6.1	6.5	13	6.1	10	7.5	1.5	7.5	18	12	54	10	35	1	37	48	20	10	34	14	35	178
GN.78687	GN 724.3-20-30-R3-NI-1	10.1	10	20	10.1	15	14	5	14	34	10	84	15	54	1.5	55	80	30	17	55	22	70	492

GN 724.3-NI-R3-2

Code	Description	d+0.2	a	b1	b2 +0.3	h1	h2	h3	k1 min	k2	k3	k4	k5	k6	k7	l1	l2	l3	l4	l5	l6	l7	s	sw	m	Spring preload [N]	Spring max load [N]	Δ
GN.78638	GN 724.3-13-20-R3-NI-2	6.1	6.5	13	6.1	10	7.5	1.5	1.5	7.5	18	12	19	2.5	1.5	54	10	35	1	37	48	26.5	20	10	34	14	35	230
GN.78688	GN 724.3-20-30-R3-NI-2	10.1	10	20	10.1	15	14	5	2	14	34	10	27.5	3	2	84	15	54	1.5	55	80	40	30	17	55	22	70	954

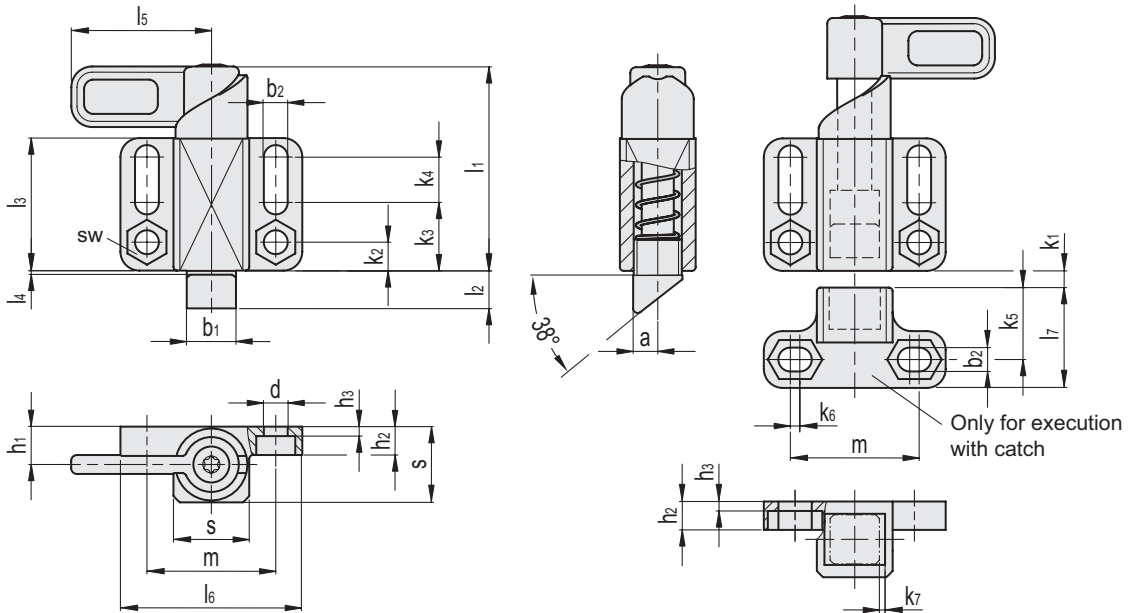
GN 724.3-NI-R4-1

Code	Description	d+0.2	a	b1	b2 +0.3	h1	h2	h3	k2	k3	k4	l1	l2	l3	l4	l5	l6	s	sw	m	Spring preload [N]	Spring max load [N]	Δ
GN.78643	GN 724.3-13-20-R4-NI-1	6.1	6.5	13	6.1	10	7.5	1.5	7.5	18	12	54	10	35	1	37	48	20	10	34	14	35	178
GN.78693	GN 724.3-20-30-R4-NI-1	10.1	10	20	10.1	15	14	5	14	34	10	84	15	54	1.5	55	80	30	17	55	22	70	492

GN 724.3-NI-R4-2

Code	Description	d+0.2	a	b1	b2 +0.3	h1	h2	h3	k1 min	k2	k3	k4	k5	k6	k7	l1	l2	l3	l4	l5	l6	l7	s	sw	m	Spring preload [N]	Spring max load [N]	Δ
GN.78644	GN 724.3-13-20-R4-NI-2	6.1	6.5	13	6.1	10	7.5	1.5	1.5	7.5	18	12	19	2.5	1.5	54	10	35	1	37	48	26.5	20	10	34	14	35	230
GN.78694	GN 724.3-20-30-R4-NI-2	10.1	10	20	10.1	15	14	5	2	14	34	10	27.5	3	2	84	15	54	1.5	55	80	40	30	17	55	22	70	954

Indexing and positioning elements



GN 724.3-R1-1

Code	Description	d+0.2	a	b1	b2 +0.3	h1	h2	h3	k2	k3	k4	l1	l2	l3	l4	l5	l6	s	sw	m	Spring preload [N]	Spring max load [N]	Δ
GN.78627	GN 724.3-13-20-R1-SW-1	6.1	6.5	13	6.1	10	7.5	1.5	7.5	18	12	54	10	35	1	37	48	20	10	34	14	35	177
GN.78629	GN 724.3-13-20-R1-ZB-1	6.1	6.5	13	6.1	10	7.5	1.5	7.5	18	12	54	10	35	1	37	48	20	10	34	14	35	177
GN.78677	GN 724.3-20-30-R1-SW-1	10.1	10	20	10.1	15	14	5	14	34	10	84	15	54	1.5	55	80	30	17	55	22	70	713
GN.78679	GN 724.3-20-30-R1-ZB-1	10.1	10	20	10.1	15	14	5	14	34	10	84	15	54	1.5	55	80	30	17	55	22	70	713

GN 724.3-R1-2

Code	Description	d+0.2	a	b1	b2 +0.3	h1	h2	h3	k1 min	k2	k3	k4	k5	k6	k7	l1	l2	l3	l4	l5	l6	l7	s	sw	m	Spring preload [N]	Spring max load [N]	Δ
GN.78628	GN 724.3-13-20-R1-SW-2	6.1	6.5	13	6.1	10	7.5	1.5	1.5	7.5	18	12	19	2.5	1.5	54	10	35	1	37	48	26.5	20	10	34	14	35	231
GN.78630	GN 724.3-13-20-R1-ZB-2	6.1	6.5	13	6.1	10	7.5	1.5	1.5	7.5	18	12	19	2.5	1.5	54	10	35	1	37	48	26.5	20	10	34	14	35	231
GN.78678	GN 724.3-20-30-R1-SW-2	10.1	10	20	10.1	15	14	5	2	14	34	10	27.5	3	2	84	15	54	1.5	55	80	40	30	17	55	22	70	951
GN.78680	GN 724.3-20-30-R1-ZB-2	10.1	10	20	10.1	15	14	5	2	14	34	10	27.5	3	2	84	15	54	1.5	55	80	40	30	17	55	22	70	951

GN 724.3-R2-1

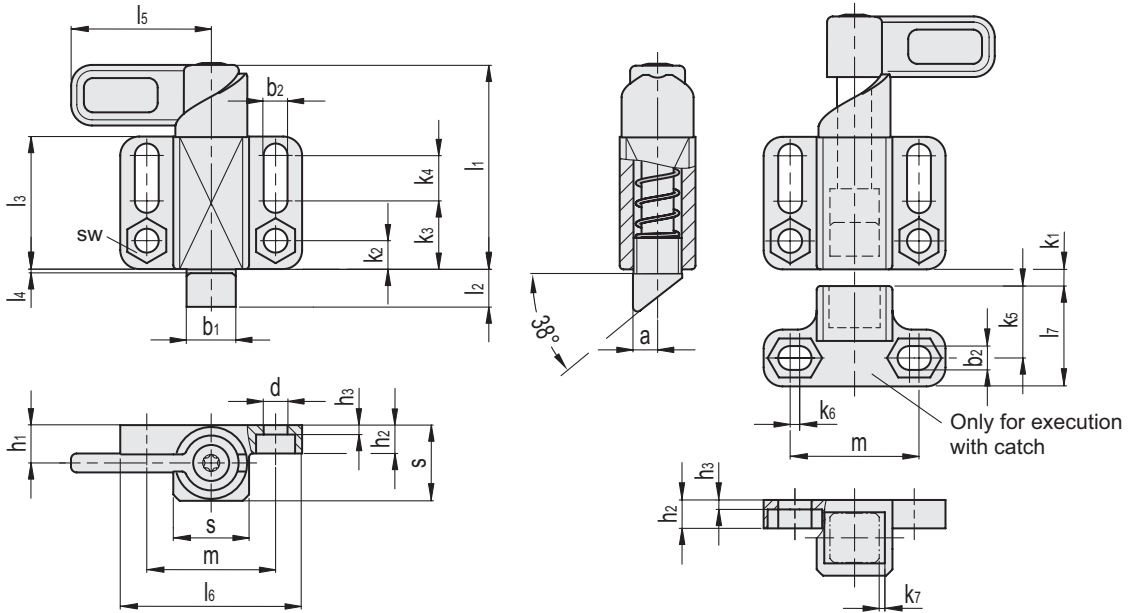
Code	Description	d+0.2	a	b1	b2 +0.3	h1	h2	h3	k2	k3	k4	l1	l2	l3	l4	l5	l6	s	sw	m	Spring preload [N]	Spring max load [N]	Δ
GN.78633	GN 724.3-13-20-R2-SW-1	6.1	6.5	13	6.1	10	7.5	1.5	7.5	18	12	54	10	35	1	37	48	20	10	34	14	35	177
GN.78635	GN 724.3-13-20-R2-ZB-1	6.1	6.5	13	6.1	10	7.5	1.5	7.5	18	12	54	10	35	1	37	48	20	10	34	14	35	177
GN.78683	GN 724.3-20-30-R2-SW-1	10.1	10	20	10.1	15	14	5	14	34	10	84	15	54	1.5	55	80	30	17	55	22	70	713
GN.78685	GN 724.3-20-30-R2-ZB-1	10.1	10	20	10.1	15	14	5	14	34	10	84	15	54	1.5	55	80	30	17	55	22	70	713

GN 724.3-R2-2

Code	Description	d+0.2	a	b1	b2 +0.3	h1	h2	h3	k1 min	k2	k3	k4	k5	k6	k7	l1	l2	l3	l4	l5	l6	l7	s	sw	m	Spring preload [N]	Spring max load [N]	Δ
GN.78634	GN 724.3-13-20-R2-SW-2	6.1	6.5	13	6.1	10	7.5	1.5	1.5	7.5	18	12	19	2.5	1.5	54	10	35	1	37	48	26.5	20	10	34	14	35	231
GN.78636	GN 724.3-13-20-R2-ZB-2	6.1	6.5	13	6.1	10	7.5	1.5	1.5	7.5	18	12	19	2.5	1.5	54	10	35	1	37	48	26.5	20	10	34	14	35	231
GN.78684	GN 724.3-20-30-R2-SW-2	10.1	10	20	10.1	15	14	5	2	14	34	10	27.5	3	2	84	15	54	1.5	55	80	40	30	17	55	22	70	951
GN.78686	GN 724.3-20-30-R2-ZB-2	10.1	10	20	10.1	15	14	5	2	14	34	10	27.5	3	2	84	15	54	1.5	55	80	40	30	17	55	22	70	951



- 1
- 2
- 3
- 4
- 5
- 6
- 7
- 8
- 9
- 10
- 11
- 12
- 13
- 14
- 15
- 16
- 17
- 18
- 19



INOX STAINLESS STEEL

GN 724.3-NI-R1-1

Code	Description	d+0.2	a	b1	b2 +0.3	h1	h2	h3	k2	k3	k4	l1	l2	l3	l4	l5	l6	s	sw	m	Spring preload [N]	Spring max load [N]	Δ△
GN.78625	GN 724.3-13-20-R1-NI-1	6.1	6.5	13	6.1	10	7.5	1.5	7.5	18	12	54	10	35	1	37	48	20	10	34	14	35	178
GN.78675	GN 724.3-20-30-R1-NI-1	10.1	10	20	10.1	15	14	5	14	34	10	84	15	54	1.5	55	80	30	17	55	22	70	492

GN 724.3-NI-R1-2

Code	Description	d+0.2	a	b1	b2 +0.3	h1	h2	h3	k1 min	k2	k3	k4	k5	k6	k7	l1	l2	l3	l4	l5	l6	l7	s	sw	m	Spring preload [N]	Spring max load [N]	Δ△
GN.78626	GN 724.3-13-20-R1-NI-2	6.1	6.5	13	6.1	10	7.5	1.5	1.5	7.5	18	12	19	2.5	1.5	54	10	35	1	37	48	26.5	20	10	34	14	35	230
GN.78676	GN 724.3-20-30-R1-NI-2	10.1	10	20	10.1	15	14	5	2	14	34	10	27.5	3	2	84	15	54	1.5	55	80	40	30	17	55	22	70	954

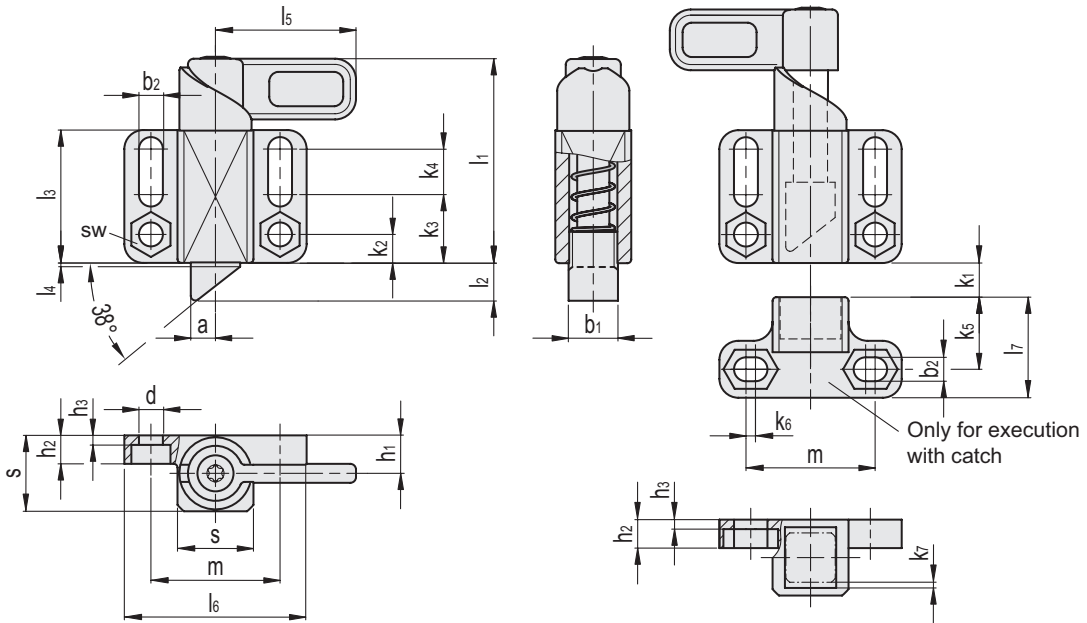
GN 724.3-NI-R2-1

Code	Description	d+0.2	a	b1	b2 +0.3	h1	h2	h3	k2	k3	k4	l1	l2	l3	l4	l5	l6	s	sw	m	Spring preload [N]	Spring max load [N]	Δ△
GN.78631	GN 724.3-13-20-R2-NI-1	6.1	6.5	13	6.1	10	7.5	1.5	7.5	18	12	54	10	35	1	37	48	20	10	34	14	35	178
GN.78681	GN 724.3-20-30-R2-NI-1	10.1	10	20	10.1	15	14	5	14	34	10	84	15	54	1.5	55	80	30	17	55	22	70	492

GN 724.3-NI-R2-2

Code	Description	d+0.2	a	b1	b2 +0.3	h1	h2	h3	k1 min	k2	k3	k4	k5	k6	k7	l1	l2	l3	l4	l5	l6	l7	s	sw	m	Spring preload [N]	Spring max load [N]	Δ△
GN.78632	GN 724.3-13-20-R2-NI-2	6.1	6.5	13	6.1	10	7.5	1.5	1.5	7.5	18	12	19	2.5	1.5	54	10	35	1	37	48	26.5	20	10	34	14	35	230
GN.78682	GN 724.3-20-30-R2-NI-2	10.1	10	20	10.1	15	14	5	2	14	34	10	27.5	3	2	84	15	54	1.5	55	80	40	30	17	55	22	70	954

Indexing and positioning elements



GN 724.3-L3-1

Code	Description	d+0.2	a	b1	b2 +0.3	h1	h2	h3	k2	k3	k4	l1	l2	l3	l4	l5	l6	s	sw	m	Spring preload [N]	Spring max load [N]	Δ
GN.78615	GN 724.3-13-20-L3-SW-1	6.1	6.5	13	6.1	10	7.5	1.5	7.5	18	12	54	10	35	1	37	48	20	10	34	14	35	177
GN.78617	GN 724.3-13-20-L3-ZB-1	6.1	6.5	13	6.1	10	7.5	1.5	7.5	18	12	54	10	35	1	37	48	20	10	34	14	35	177
GN.78665	GN 724.3-20-30-L3-SW-1	10.1	10	20	10.1	15	14	5	14	34	10	84	15	54	1.5	55	80	30	17	55	22	70	713
GN.78667	GN 724.3-20-30-L3-ZB-1	10.1	10	20	10.1	15	14	5	14	34	10	84	15	54	1.5	55	80	30	17	55	22	70	713

GN 724.3-L3-2

Code	Description	d+0.2	a	b1	b2 +0.3	h1	h2	h3	k1 min	k2	k3	k4	k5	k6	k7	l1	l2	l3	l4	l5	l6	l7	s	sw	m	Spring preload [N]	Spring max load [N]	Δ
GN.78616	GN 724.3-13-20-L3-SW-2	6.1	6.5	13	6.1	10	7.5	1.5	1.5	7.5	18	12	19	2.5	1.5	54	10	35	1	37	48	26.5	20	10	34	14	35	231
GN.78618	GN 724.3-13-20-L3-ZB-2	6.1	6.5	13	6.1	10	7.5	1.5	1.5	7.5	18	12	19	2.5	1.5	54	10	35	1	37	48	26.5	20	10	34	14	35	231
GN.78666	GN 724.3-20-30-L3-SW-2	10.1	10	20	10.1	15	14	5	2	14	34	10	27.5	3	2	84	15	54	1.5	55	80	40	30	17	55	22	70	951
GN.78668	GN 724.3-20-30-L3-ZB-2	10.1	10	20	10.1	15	14	5	2	14	34	10	27.5	3	2	84	15	54	1.5	55	80	40	30	17	55	22	70	951

GN 724.3-L4-1

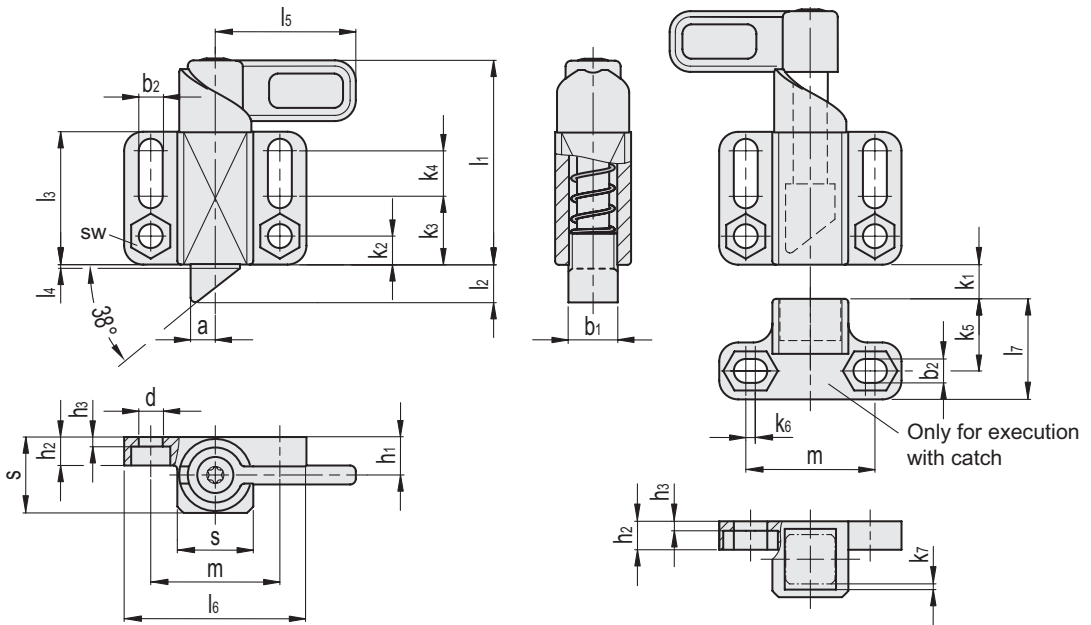
Code	Description	d+0.2	a	b1	b2 +0.3	h1	h2	h3	k2	k3	k4	l1	l2	l3	l4	l5	l6	s	sw	m	Spring preload [N]	Spring max load [N]	Δ
GN.78621	GN 724.3-13-20-L4-SW-1	6.1	6.5	13	6.1	10	7.5	1.5	7.5	18	12	54	10	35	1	37	48	20	10	34	14	35	177
GN.78623	GN 724.3-13-20-L4-ZB-1	6.1	6.5	13	6.1	10	7.5	1.5	7.5	18	12	54	10	35	1	37	48	20	10	34	14	35	177
GN.78671	GN 724.3-20-30-L4-SW-1	10.1	10	20	10.1	15	14	5	14	34	10	84	15	54	1.5	55	80	30	17	55	22	70	713
GN.78673	GN 724.3-20-30-L4-ZB-1	10.1	10	20	10.1	15	14	5	14	34	10	84	15	54	1.5	55	80	30	17	55	22	70	713

GN 724.3-L4-2

Code	Description	d+0.2	a	b1	b2 +0.3	h1	h2	h3	k1 min	k2	k3	k4	k5	k6	k7	l1	l2	l3	l4	l5	l6	l7	s	sw	m	Spring preload [N]	Spring max load [N]	Δ
GN.78622	GN 724.3-13-20-L4-SW-2	6.1	6.5	13	6.1	10	7.5	1.5	1.5	7.5	18	12	19	2.5	1.5	54	10	35	1	37	48	26.5	20	10	34	14	35	231
GN.78624	GN 724.3-13-20-L4-ZB-2	6.1	6.5	13	6.1	10	7.5	1.5	1.5	7.5	18	12	19	2.5	1.5	54	10	35	1	37	48	26.5	20	10	34	14	35	231
GN.78672	GN 724.3-20-30-L4-SW-2	10.1	10	20	10.1	15	14	5	2	14	34	10	27.5	3	2	84	15	54	1.5	55	80	40	30	17	55	22	70	951
GN.78674	GN 724.3-20-30-L4-ZB-2	10.1	10	20	10.1	15	14	5	2	14	34	10	27.5	3	2	84	15	54	1.5	55	80	40	30	17	55	22	70	951



- 1
- 2
- 3
- 4
- 5
- 6
- 7
- 8
- 9
- 10
- 11
- 12
- 13
- 14
- 15
- 16
- 17
- 18
- 19



INOX STAINLESS STEEL

GN 724.3-NI-L3-1

Code	Description	d+0.2	a	b1	b2 +0.3	h1	h2	h3	k2	k3	k4	l1	l2	l3	l4	l5	l6	s	sw	m	Spring preload [N]	Spring max load [N]	Δ
GN.78613	GN 724.3-13-20-L3-NI-1	6.1	6.5	13	6.1	10	7.5	1.5	7.5	18	12	54	10	35	1	37	48	20	10	34	14	35	178
GN.78663	GN 724.3-20-30-L3-NI-1	10.1	10	20	10.1	15	14	5	14	34	10	84	15	54	1.5	55	80	30	17	55	22	70	717

GN 724.3-NI-L3-2

Code	Description	d+0.2	a	b1	b2 +0.3	h1	h2	h3	k1 min	k2	k3	k4	k5	k6	k7	l1	l2	l3	l4	l5	l6	l7	s	sw	m	Spring preload [N]	Spring max load [N]	Δ
GN.78614	GN 724.3-13-20-L3-NI-2	6.1	6.5	13	6.1	10	7.5	1.5	1.5	7.5	18	12	19	2.5	1.5	54	10	35	1	37	48	26.5	20	10	34	14	35	230
GN.78664	GN 724.3-20-30-L3-NI-2	10.1	10	20	10.1	15	14	5	2	14	34	10	27.5	3	2	84	15	54	1.5	55	80	40	30	17	55	22	70	954

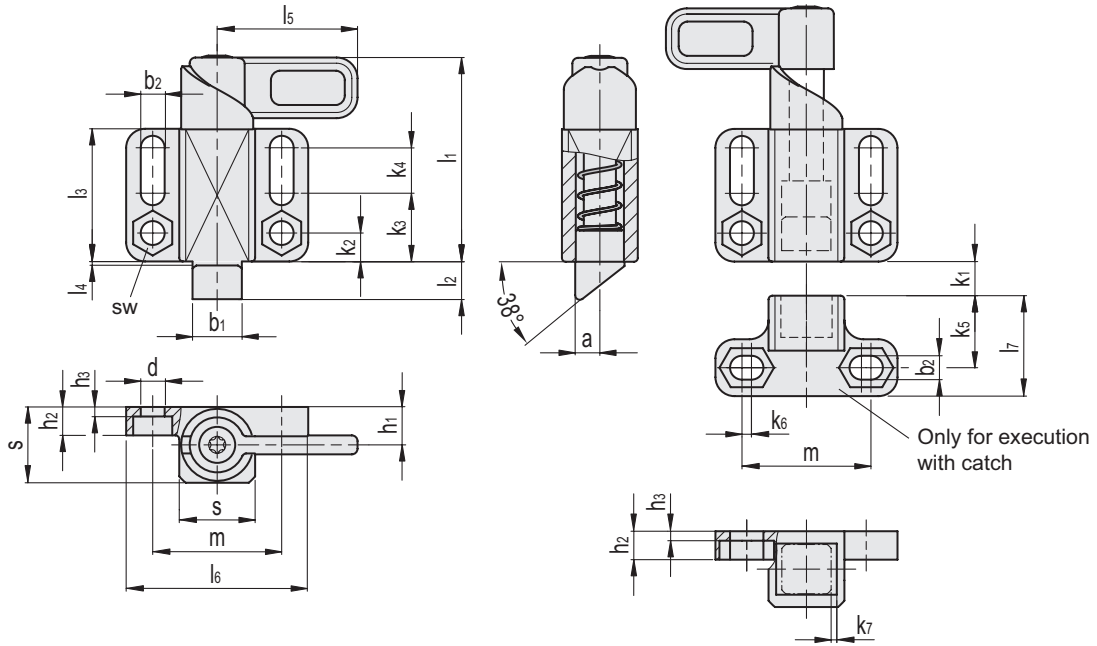
GN 724.3-NI-L4-1

Code	Description	d+0.2	a	b1	b2 +0.3	h1	h2	h3	k2	k3	k4	l1	l2	l3	l4	l5	l6	s	sw	m	Spring preload [N]	Spring max load [N]	Δ
GN.78619	GN 724.3-13-20-L4-NI-1	6.1	6.5	13	6.1	10	7.5	1.5	7.5	18	12	54	10	35	1	37	48	20	10	34	14	35	178
GN.78669	GN 724.3-20-30-L4-NI-1	10.1	10	20	10.1	15	14	5	14	34	10	84	15	54	1.5	55	80	30	17	55	22	70	717

GN 724.3-NI-L4-2

Code	Description	d+0.2	a	b1	b2 +0.3	h1	h2	h3	k1 min	k2	k3	k4	k5	k6	k7	l1	l2	l3	l4	l5	l6	l7	s	sw	m	Spring preload [N]	Spring max load [N]	Δ
GN.78620	GN 724.3-13-20-L4-NI-2	6.1	6.5	13	6.1	10	7.5	1.5	1.5	7.5	18	12	19	2.5	1.5	54	10	35	1	37	48	26.5	20	10	34	14	35	230
GN.78670	GN 724.3-20-30-L4-NI-2	10.1	10	20	10.1	15	14	5	2	14	34	10	27.5	3	2	84	15	54	1.5	55	80	40	30	17	55	22	70	954

Indexing and positioning elements



GN 724.3-L1-1

Code	Description	d+0.2	a	b1	b2 +0.3	h1	h2	h3	k2	k3	k4	l1	l2	l3	l4	l5	l6	s	sw	m	Spring preload [N]	Spring max load [N]	Δ
GN.78603	GN 724.3-13-20-L1-SW-1	6.1	6.5	13	6.1	10	7.5	1.5	7.5	18	12	54	10	35	1	37	48	20	10	34	14	35	177
GN.78605	GN 724.3-13-20-L1-ZB-1	6.1	6.5	13	6.1	10	7.5	1.5	7.5	18	12	54	10	35	1	37	48	20	10	34	14	35	177
GN.78653	GN 724.3-20-30-L1-SW-1	10.1	10	20	10.1	15	14	5	14	34	10	84	15	54	1.5	55	80	30	17	55	22	70	713
GN.78655	GN 724.3-20-30-L1-ZB-1	10.1	10	20	10.1	15	14	5	14	34	10	84	15	54	1.5	55	80	30	17	55	22	70	713

GN 724.3-L1-2

Code	Description	d+0.2	a	b1	b2 +0.3	h1	h2	h3	k1 min	k2	k3	k4	k5	k6	k7	l1	l2	l3	l4	l5	l6	l7	s	sw	m	Spring preload [N]	Spring max load [N]	Δ
GN.78604	GN 724.3-13-20-L1-SW-2	6.1	6.5	13	6.1	10	7.5	1.5	1.5	7.5	18	12	19	2.5	1.5	54	10	35	1	37	48	26.5	20	10	34	14	35	231
GN.78606	GN 724.3-13-20-L1-ZB-2	6.1	6.5	13	6.1	10	7.5	1.5	1.5	7.5	18	12	19	2.5	1.5	54	10	35	1	37	48	26.5	20	10	34	14	35	231
GN.78654	GN 724.3-20-30-L1-SW-2	10.1	10	20	10.1	15	14	5	2	14	34	10	27.5	3	2	84	15	54	1.5	55	80	40	30	17	55	22	70	951
GN.78656	GN 724.3-20-30-L1-ZB-2	10.1	10	20	10.1	15	14	5	2	14	34	10	27.5	3	2	84	15	54	1.5	55	80	40	30	17	55	22	70	951

GN 724.3-L2-1

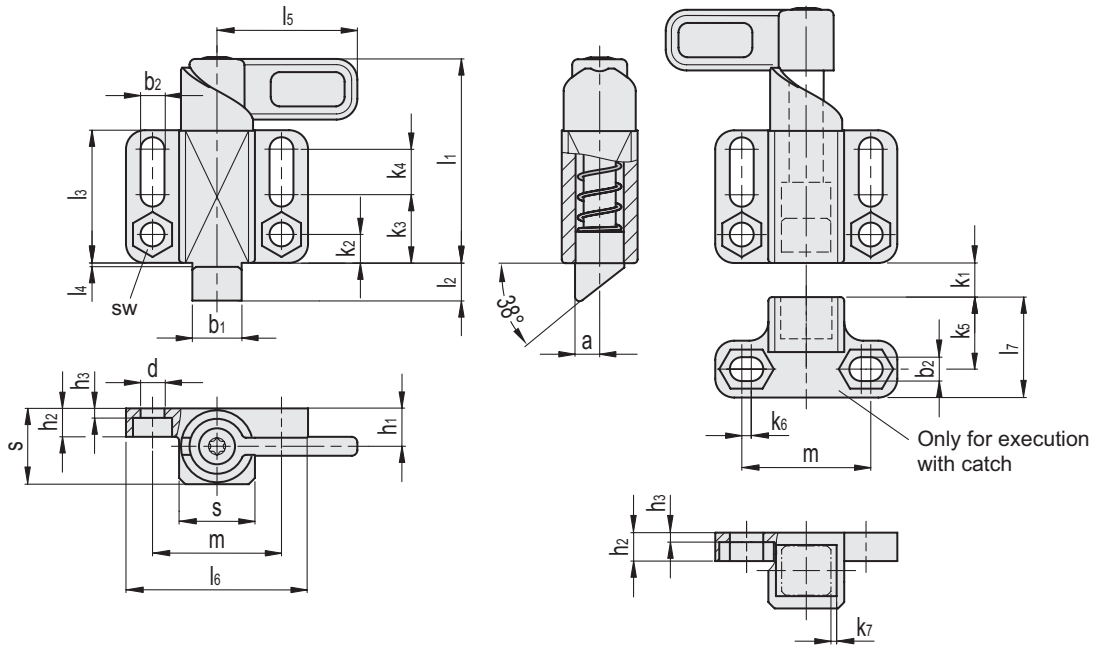
Code	Description	d+0.2	a	b1	b2 +0.3	h1	h2	h3	k2	k3	k4	l1	l2	l3	l4	l5	l6	s	sw	m	Spring preload [N]	Spring max load [N]	Δ
GN.78609	GN 724.3-13-20-L2-SW-1	6.1	6.5	13	6.1	10	7.5	1.5	7.5	18	12	54	10	35	1	37	48	20	10	34	14	35	177
GN.78611	GN 724.3-13-20-L2-ZB-1	6.1	6.5	13	6.1	10	7.5	1.5	7.5	18	12	54	10	35	1	37	48	20	10	34	14	35	177
GN.78659	GN 724.3-20-30-L2-SW-1	10.1	10	20	10.1	15	14	5	14	34	10	84	15	54	1.5	55	80	30	17	55	22	70	713
GN.78661	GN 724.3-20-30-L2-ZB-1	10.1	10	20	10.1	15	14	5	14	34	10	84	15	54	1.5	55	80	30	17	55	22	70	713

GN 724.3-L2-2

Code	Description	d+0.2	a	b1	b2 +0.3	h1	h2	h3	k1 min	k2	k3	k4	k5	k6	k7	l1	l2	l3	l4	l5	l6	l7	s	sw	m	Spring preload [N]	Spring max load [N]	Δ
GN.78610	GN 724.3-13-20-L2-SW-2	6.1	6.5	13	6.1	10	7.5	1.5	1.5	7.5	18	12	19	2.5	1.5	54	10	35	1	37	48	26.5	20	10	34	14	35	231
GN.78612	GN 724.3-13-20-L2-ZB-2	6.1	6.5	13	6.1	10	7.5	1.5	1.5	7.5	18	12	19	2.5	1.5	54	10	35	1	37	48	26.5	20	10	34	14	35	231
GN.78660	GN 724.3-20-30-L2-SW-2	10.1	10	20	10.1	15	14	5	2	14	34	10	27.5	3	2	84	15	54	1.5	55	80	40	30	17	55	22	70	951
GN.78662	GN 724.3-20-30-L2-ZB-2	10.1	10	20	10.1	15	14	5	2	14	34	10	27.5	3	2	84	15	54	1.5	55	80	40	30	17	55	22	70	951



- 1
- 2
- 3
- 4
- 5
- 6
- 7
- 8
- 9
- 10
- 11
- 12
- 13
- 14
- 15
- 16
- 17
- 18
- 19



INOX STAINLESS STEEL

GN 724.3-NI-L1-1

Code	Description	d+0.2	a	b1	b2 +0.3	h1	h2	h3	k2	k3	k4	l1	l2	l3	l4	l5	l6	s	sw	m	Spring preload [N]	Spring max load [N]	Δ
GN.78601	GN 724.3-13-20-L1-NI-1	6.1	6.5	13	6.1	10	7.5	1.5	7.5	18	12	54	10	35	1	37	48	20	10	34	14	35	178
GN.78651	GN 724.3-20-30-L1-NI-1	10.1	10	20	10.1	15	14	5	14	34	10	84	15	54	1.5	55	80	30	17	55	22	70	717

GN 724.3-NI-L1-2

Code	Description	d+0.2	a	b1	b2 +0.3	h1	h2	h3	k1 min	k2	k3	k4	k5	k6	k7	l1	l2	l3	l4	l5	l6	l7	s	sw	m	Spring preload [N]	Spring max load [N]	Δ
GN.78602	GN 724.3-13-20-L1-NI-2	6.1	6.5	13	6.1	10	7.5	1.5	1.5	7.5	18	12	19	2.5	1.5	54	10	35	1	37	48	26.5	20	10	34	14	35	230
GN.78652	GN 724.3-20-30-L1-NI-2	10.1	10	20	10.1	15	14	5	2	14	34	10	27.5	3	2	84	15	54	1.5	55	80	40	30	17	55	22	70	954

GN 724.3-NI-L2-1

Code	Description	d+0.2	a	b1	b2 +0.3	h1	h2	h3	k2	k3	k4	l1	l2	l3	l4	l5	l6	s	sw	m	Spring preload [N]	Spring max load [N]	Δ
GN.78607	GN 724.3-13-20-L2-NI-1	6.1	6.5	13	6.1	10	7.5	1.5	7.5	18	12	54	10	35	1	37	48	20	10	34	14	35	178
GN.78657	GN 724.3-20-30-L2-NI-1	10.1	10	20	10.1	15	14	5	14	34	10	84	15	54	1.5	55	80	30	17	55	22	70	717

GN 724.3-NI-L2-2

Code	Description	d+0.2	a	b1	b2 +0.3	h1	h2	h3	k1 min	k2	k3	k4	k5	k6	k7	l1	l2	l3	l4	l5	l6	l7	s	sw	m	Spring preload [N]	Spring max load [N]	Δ
GN.78608	GN 724.3-13-20-L2-NI-2	6.1	6.5	13	6.1	10	7.5	1.5	1.5	7.5	18	12	19	2.5	1.5	54	10	35	1	37	48	26.5	20	10	34	14	35	230
GN.78658	GN 724.3-20-30-L2-NI-2	10.1	10	20	10.1	15	14	5	2	14	34	10	27.5	3	2	84	15	54	1.5	55	80	40	30	17	55	22	70	954

Indexing and positioning elements